





National Respiratory Audit Programme (NRAP)
COPD secondary care audit - clinical audit dataset
Version v6.2: June 2025


Contents


(you can navigate this data set using the interactive menu below)


Arrival information	2
Patient	4
NEWS 2	10
Admission	17
Review	18
Oxygen	20
NIV	22
Spirometry	25
Discharge	28

Arrival information																						
Item No.	Question	Text under question	 Pop-up help note	Validation																		
	Inclusion and exclusion criteria	<p>Include patients:</p> <ul style="list-style-type: none">• who are 35 years and over on the date of admission,• who have been admitted* to hospital adult services,• who have a primary diagnosis of COPD exacerbation,• where an initial, or unclear, diagnosis is revised to an acute exacerbation of chronic obstructive pulmonary disease (AECOPD). <p>Exclude patients:</p> <ul style="list-style-type: none">• In whom an initial diagnosis of an AECOPD is revised to an alternative at a later stage.• Who have had a stay in hospital of less than 4 hours (who would be classed as a non-admission).• With COPD who are being managed for pneumonia, not AECOPD. <p>*Where admission is an episode in which a patient with an AECOPD is admitted to a ward and stayed in hospital for 4 hours or more (this includes Emergency Department, Medical Admission Units, Clinical Decision Units, short stay wards or similar, but excludes patients treated transiently before discharge from the Emergency Department (ED)).</p>	<p>We suggest that cases should be identified prospectively.</p> <p>Any gaps should then be checked retrospectively by checking all cases which have been coded with the following ICD-10 codes in the primary or secondary position (as per the table below) of the first episode of care:</p> <p>Patients with the following ICD-10 codes and positions in the first episode of care are eligible for inclusion in the audit:</p> <p>Inclusion criteria codes and positions:</p> <table><tr><th>1st position</th><th>2nd position</th></tr><tr><td>J44.0 – COPD with acute lower respiratory infection</td><td>Any code</td></tr><tr><td>J44.1 – COPD with acute exacerbation</td><td>Any code</td></tr><tr><td>J44.8 – other specified COPD</td><td>Any code</td></tr><tr><td>J44.9 – COPD unspecified</td><td>Any code</td></tr><tr><td>J43.9 - emphysema</td><td>Any code</td></tr><tr><td>J22 – unspecified acute lower respiratory infection</td><td>J44.0 or J44.1 or J44.8 or J44.9 or J43.9</td></tr><tr><td>R06.0 – dyspnoea (shortness of breath)</td><td>J44.0 or J44.1 or J44.8 or J44.9 or J43.9</td></tr><tr><td>J96.0 – acute respiratory failure</td><td>J44.0 or J44.1 or J44.8 or J44.9 or J43.9</td></tr></table>	1st position	2nd position	J44.0 – COPD with acute lower respiratory infection	Any code	J44.1 – COPD with acute exacerbation	Any code	J44.8 – other specified COPD	Any code	J44.9 – COPD unspecified	Any code	J43.9 - emphysema	Any code	J22 – unspecified acute lower respiratory infection	J44.0 or J44.1 or J44.8 or J44.9 or J43.9	R06.0 – dyspnoea (shortness of breath)	J44.0 or J44.1 or J44.8 or J44.9 or J43.9	J96.0 – acute respiratory failure	J44.0 or J44.1 or J44.8 or J44.9 or J43.9	
1st position	2nd position																					
J44.0 – COPD with acute lower respiratory infection	Any code																					
J44.1 – COPD with acute exacerbation	Any code																					
J44.8 – other specified COPD	Any code																					
J44.9 – COPD unspecified	Any code																					
J43.9 - emphysema	Any code																					
J22 – unspecified acute lower respiratory infection	J44.0 or J44.1 or J44.8 or J44.9 or J43.9																					
R06.0 – dyspnoea (shortness of breath)	J44.0 or J44.1 or J44.8 or J44.9 or J43.9																					
J96.0 – acute respiratory failure	J44.0 or J44.1 or J44.8 or J44.9 or J43.9																					


Arrival information											
Item No.	Question	Text under question	 Pop-up help note		Validation						
			<table><tr><td>J96.1 – chronic respiratory failure</td><td>J44.0 or J44.1 or J44.8 or J44.9 or J43.9</td></tr><tr><td>J96.9 – respiratory failure</td><td>J44.0 or J44.1 or J44.8 or J44.9 or J43.9</td></tr><tr><td>J10.1 – influenza due to other identified influenza virus with other respiratory manifestations</td><td>J44.0 or J44.1 or J44.8 or J44.9 or J43.9</td></tr></table>		J96.1 – chronic respiratory failure	J44.0 or J44.1 or J44.8 or J44.9 or J43.9	J96.9 – respiratory failure	J44.0 or J44.1 or J44.8 or J44.9 or J43.9	J10.1 – influenza due to other identified influenza virus with other respiratory manifestations	J44.0 or J44.1 or J44.8 or J44.9 or J43.9	
J96.1 – chronic respiratory failure	J44.0 or J44.1 or J44.8 or J44.9 or J43.9										
J96.9 – respiratory failure	J44.0 or J44.1 or J44.8 or J44.9 or J43.9										
J10.1 – influenza due to other identified influenza virus with other respiratory manifestations	J44.0 or J44.1 or J44.8 or J44.9 or J43.9										
1.1	Date and time of arrival at your hospital	Please record the date and time the patient arrived at your hospital. It is important to record the arrival time because this is the first point of contact with the organisation.	The point of arrival is often the ED or MAU, though patients occasionally come from home/elsewhere into other wards. These cases must also be included. Time is best determined from the ambulance transfer sheet, the A&E/ED record or MAU/ward arrival record.								
1.1a	Date of arrival	dd/mm/yyyy			Look of answer option: __/_/____ Earliest date allowed is 120 days prior to discharge date Latest date = Today						
1.1b	Time of arrival	24hr clock 00:00			Look of answer option: __:__ Cannot be a time in the future.						


Patient				
Item No.	Question	Text under question	 Pop-up help note	Validation
Patient information				
2.1	NHS number	<p>The field will accept valid NHS number which are ten digits long.</p> <p>Optionally, you can use spaces or dashes or 3-3-4 format.</p>	<p>Permission has been granted to use the NHS number as a patient identifier.</p> <p>This will be used to determine:</p> <ul style="list-style-type: none"> • case-mix, • length of stay, • readmission rate, • mortality, • and the timing of key care processes. <p>The NHS number is essential to create a Patient Record. It should only consist of digits.</p> <ul style="list-style-type: none"> • It may be formatted as 000 000 0000 (spaces) or 000-000-0000 (dashes) • It should contain exactly 10 digits. • NHS Numbers start with a 4, 6 or 7 • A warning will be given if the number appears invalid. <p>Use '[NONNHS]' for patients that reside in the UK, but do not have an NHS number.</p>	<p>Look of answer option:</p> <p>___-___-___ or ___ ___ ___</p> <p>Must be a 10 digit number.</p>
2.2	Date of birth	dd/mm/yyyy	Date of birth may be entered numerically e.g. 01/03/1957 can be inputted as 1 3 57.	<p>Look of answer option:</p> <p>__/_/___ or ___</p> <p>The web-tool only allows patients that are:</p> <ul style="list-style-type: none"> ○ aged 35 years and over ○ aged under 115 years old. <p>Cannot be a future date.</p>
2.3	Gender identity:	Please enter the patient's gender as it	If the gender for the patient cannot be determined 'Not recorded/Preferred not to say' should be selected.	<p>Radio buttons <u>five</u> options:</p> <ul style="list-style-type: none"> • Male (including trans man)


Patient				
Item No.	Question	Text under question	 Pop-up help note	Validation
		appears in the notes/referral information.		<ul style="list-style-type: none"> • Female (including trans woman) • Non-binary • Not known (not recorded/asked) • Not stated (person asked but declined to provide a response) Can select <u>one</u> option only.
2.3a	Is the patient's gender identity the same as birth indicator?	Please enter the patient's gender as it appears in the notes/referral information.	If the gender for the patient cannot be determined 'Not stated' should be selected.	Radio buttons <u>four</u> options: <ul style="list-style-type: none"> ○ Yes – the person's identity is the same as their gender assigned at birth ○ No – the person's identity is not the same as their gender assigned at birth ○ Not known (not recorded/asked) ○ Not stated (person asked but declined to provide a response) Can select <u>one</u> option only.
2.4	Home postcode	Please enter the full postcode. For patients with no fixed abode use 'NFA'.	Permission has been given to facilitate case-mix adjustment and understand local referral trends.	Allows 'NFA' for patients with no fixed abode.
2.5	Ethnicity	Please enter the patient's ethnicity as it appears in the notes.	It is not expected that services ask patients about their ethnicity. Please answer this question based on the information recorded in the patient notes.	Drop down list <u>eighteen</u> options: <ul style="list-style-type: none"> • White British • White Irish • Any other White background • White and Black Caribbean • White and Black African • White and Asian • Any other mixed background


Patient				
Item No.	Question	Text under question	 Pop-up help note	Validation
				<ul style="list-style-type: none"> • Indian • Pakistani • Bangladeshi • Any other Asian background • Caribbean • African • Any other Black background • Chinese • Any other ethnic group • Not known • Not recorded Can select <u>one</u> option only
2.6	Does this patient have a current mental illness or cognitive impairment recorded?	Select all answers or 'No/None' or 'Not recorded'. Please answer this question based on the information recorded in the patient notes.	<p>It is not expected that services ask patients about their mental health status. Please answer this question based on the information recorded in the patient notes.</p> <p>‘Other’ should be used where the patient is considered to have a mental health illness or cognitive impairment but this does not appear in the options given.</p>	Radio button nine_options <ul style="list-style-type: none"> • No/None • Anxiety • Depression • Severe mental illness (e.g. schizophrenia, bipolar disorder) • Dementia • Delirium • Mild cognitive impairment • Other • Not recorded Select <u>all</u> that apply


Patient													
Item No.	Question	Text under question	Pop-up help note	Validation									
Smoking status													
2.7	Does the patient currently smoke, or have they a history of smoking any of the following substances? Tobacco (including manufactured or rolled cigarettes, pipe, cigars or shisha) or Cannabis	Please select never, ex or current based on the smoking status recorded in the patient notes. Patients that vape but do not smoke traditional tobacco are not classified as smokers. If the patient stopped smoking at least 4 weeks prior to the admission, please enter 'Ex-smoker'. If the patient has stopped within 4 weeks, mark as a 'Current smoker'.	This question aligns to: <ul style="list-style-type: none"> NICE 2011 QS 10, NICE 2023 (Smoking: Supporting People to Stop) QS8c. https://www.nice.org.uk/guidance/qs10/chapter/Quality-statement-8-Hospital-discharge-care-bundle BTS Clinical Statement on Medical Management of inpatients with Tobacco Dependency (2024) NICE 2019 Guideline (NG115) Chronic obstructive pulmonary disease in over 16s: diagnosis and management 		Using radio buttons – select <u>all</u> that apply								
										Never	Ex	Current	Not recorded
									2.7a) Tobacco (including manufactured or rolled cigarettes, pipe, cigars or shisha)				
									2.7b) Cannabis				
2.8	Was the patient reviewed by a	Please select the answer based on the			To be greyed out if 2.7 is not current for tobacco smokers								

Patient				
Item No.	Question	Text under question	 Pop-up help note	Validation
	tobacco dependence specialist during their inpatient admission?	information in the patient notes.		Radio button 4 options <ul style="list-style-type: none"> • Yes • No - service not available at this hospital • No - service available at hospital but patient not reviewed • No - patient declined
2.8a	Was the patient prescribed nicotine replacement therapy during their inpatient admission?	Please select the answer based on the information in the patient notes.		To be greyed out if 2.7 is not current for tobacco smokers Radio button 3 options Prescribed <ul style="list-style-type: none"> • Yes • No • Patient declined <i>Can select <u>one</u> option only</i>
2.8b	Was the patient prescribed other pharmacotherapy during their inpatient admission?			To be greyed out if 2.7 is not current for tobacco smokers Radio button 4 options <ul style="list-style-type: none"> • Varenicline • Cytisine • None • Patient declined <i>Can select <u>one</u> option only</i>


Patient				
Item No.	Question	Text under question	 Pop-up help note	Validation
2.9	Does the patient currently use a vape or electronic cigarette?	Patients that vape but do not smoke tobacco are not smokers.		Radio button <u>four</u> options <ul style="list-style-type: none"> • Never • Ex • Current • Not recorded Can select <u>one</u> option only

NEWS2				
Item no.	Question	Text under question	 Pop-up help note	
	National Early Warning Score (NEWS) 2	This is to be reintroduced into the dataset be able to measure COPD severity and ensure accurate case fix adjustment for all necessary reporting.	The NEWS2 is based on the aggregate scoring of six simple, and routinely collected, physiological parameters. Find out more here.	
3.1	What was the patient's first recorded NEWS 2 score for this admission?	Please enter the recorded score or choose 'Not recorded' or 'Calculate score' and record the first observations in the NEWS2 calculator below, every question must be answered in order for the score to be calculated. This should be the first recorded observations on arrival to hospital.		Drop down list <u>twenty-three</u> options <ul style="list-style-type: none"> • Score not available • Calculate score • 0 • 1 • 2 • 3 • 4 • 5 • 6 • 7 • 8 • 9 • 10 • 11 • 12 • 13 • 14 • 15


NEWS2																
Item no.	Question	Text under question	 Pop-up help note													
				<ul style="list-style-type: none">• 16• 17• 18• 19• 20 <p>Can select <u>one</u> option only</p>												
3.1a	What was the first recorded respiratory rate for the patient following arrival at hospital?	Record as a whole number, within the range of 0-60 BPM.	<p>Enter a percentage as a whole number in the range 0 to 60 breaths per minute.</p> <p>Respiratory score:</p> <table><tr><th>Respiration Rate</th><th>Score</th></tr><tr><td><= 8</td><td>3</td></tr><tr><td>9 - 11</td><td>1</td></tr><tr><td>12 - 20</td><td>0</td></tr><tr><td>21 - 24</td><td>2</td></tr><tr><td>>= 25</td><td>3</td></tr></table>	Respiration Rate	Score	<= 8	3	9 - 11	1	12 - 20	0	21 - 24	2	>= 25	3	<p>Look of answer option: __ BPM</p> <p>Whole number. Must be a maximum of 2 digit number between 0-60 only.</p> <p>Greyed out if 3.1 has numeric value entered or if 'Score not available' checked.</p> <p>Please note 3.1a-3.1h must all be completed in order to generate a score.</p>
Respiration Rate	Score															
<= 8	3															
9 - 11	1															
12 - 20	0															
21 - 24	2															
>= 25	3															
3.1b	What was the first recorded NEWS 2 SpO ₂ Oxygen Scale?	SpO ₂ Scale 2 is for patients with a target oxygen saturation of 88–92%. Refer to help note for details.	<p>SpO2 Scale 2 is for patients with a prescribed oxygen saturation requirement of 88–92%. This should only be used in patients confirmed to have hypercapnic respiratory failure on blood gas analysis on either a prior, or their current, hospital admission.</p> <p>The decision to use Scale 2 should be made by a competent</p>	<p>Greyed out if 3.1 has numeric value entered or if 'Score not available' checked.</p> <p>Please note 3.1a-3.1h must all be completed in order to generate a score.</p> <p>Radio button <u>two</u> options</p>												

NEWS2																														
Item no.	Question	Text under question	 Pop-up help note																											
			clinical decision maker and should be recorded in the patient’s clinical notes. In all other circumstances, SpO2 scale 1 should be used.	<ul style="list-style-type: none">Scale 1Scale 2 (hypercapnic respiratory failure) Can select <u>one</u> option only Greyed out if 3.1 has numeric value entered or if ‘Score not available’ checked. Please note 3.1a-3.1h must all be completed in order to generate a score.																										
3.1c	What was the first recorded SpO ₂ Oxygen saturation?	Record as a whole number percentage, within the range of 50%-100%.	Enter a percentage as a whole number in the range 50% to 100%. Oxygen saturation depends on both the 'scale' and supplemental air/oxygen given: <table><tr><th colspan="2">Scale 1 Score:</th><th colspan="2">Scale 2 Score:</th><th colspan="2">Scale 2 Score on oxygen:</th></tr><tr><td>Oxygen saturation</td><td>Score</td><td>Respiration Rate</td><td>Score</td><td>Respiration Rate</td><td>Score</td></tr><tr><td><= 91</td><td>3</td><td><= 83</td><td>3</td><td>< 93</td><td>0</td></tr><tr><td>92 - 93</td><td>2</td><td>84 - 85</td><td>2</td><td></td><td></td></tr></table>	Scale 1 Score:		Scale 2 Score:		Scale 2 Score on oxygen:		Oxygen saturation	Score	Respiration Rate	Score	Respiration Rate	Score	<= 91	3	<= 83	3	< 93	0	92 - 93	2	84 - 85	2			Greyed out if 3.1 has numeric value entered or if ‘Score not available’ checked. Please note 3.1a-3.1h must all be completed in order to generate a score. Look of answer option: _ _ _ %		
Scale 1 Score:		Scale 2 Score:		Scale 2 Score on oxygen:																										
Oxygen saturation	Score	Respiration Rate	Score	Respiration Rate	Score																									
<= 91	3	<= 83	3	< 93	0																									
92 - 93	2	84 - 85	2																											


NEWS2


Item no.	Question	Text under question	 Pop-up help note																			
			<table><tr><td>94 - 95</td><td>1</td><td>86 - 87</td><td>1</td><td>93 - 94</td><td>1</td></tr><tr><td>>= 96</td><td>0</td><td>88 - 92 or >= 93 on air</td><td>0</td><td>95 - 96</td><td>2</td></tr><tr><td></td><td></td><td></td><td></td><td>>= 97</td><td>3</td></tr></table>	94 - 95	1	86 - 87	1	93 - 94	1	>= 96	0	88 - 92 or >= 93 on air	0	95 - 96	2					>= 97	3	
94 - 95	1	86 - 87	1	93 - 94	1																	
>= 96	0	88 - 92 or >= 93 on air	0	95 - 96	2																	
				>= 97	3																	
3.1d	What was the first recorded any supplemental oxygen?		<p>Please indicate if the patient was on room air or oxygen Choose 'None' if this was not given as part of the NEWS scoring assessment.</p> <table><tr><th>Room air or oxygen</th><th>Score</th></tr><tr><td>None or Air</td><td>0</td></tr><tr><td>Oxygen</td><td>2</td></tr></table>	Room air or oxygen	Score	None or Air	0	Oxygen	2	<p>Greyed out if 3.1 has numeric value entered or if ‘Score not available’ checked.</p> <p>Please note 3.1a-3.1h must all be completed in order to generate a score.</p> <p>Radio buttons <u>two</u> options:</p> <ul style="list-style-type: none">AirOxygen <p>Can select <u>one</u> option only</p>												
Room air or oxygen	Score																					
None or Air	0																					
Oxygen	2																					
3.1e	What was the first recorded systolic blood pressure?	mmHg	<p>Enter the systolic blood pressure as a whole number in the range 50 to 250 mmHg.</p> <p>Respiratory score:</p> <table><tr><th>Systolic blood pressure</th><th>Score</th></tr><tr><td><= 90</td><td>3</td></tr><tr><td>91 - 100</td><td>2</td></tr><tr><td>101 - 110</td><td>1</td></tr><tr><td>111 - 219</td><td>0</td></tr></table>	Systolic blood pressure	Score	<= 90	3	91 - 100	2	101 - 110	1	111 - 219	0	<p>Greyed out if 3.1 has numeric value entered or if ‘Score not available’ checked.</p> <p>Please note 3.1a-3.1h must all be completed in order to generate a score.</p> <p>Look of answer option: __ __mmHg</p>								
Systolic blood pressure	Score																					
<= 90	3																					
91 - 100	2																					
101 - 110	1																					
111 - 219	0																					


NEWS2


Item no.	Question	Text under question	 Pop-up help note															
			<div><div>>= 220</div><div>3</div></div>															
3.1f	What was the first recorded pulse?	Beats/min Heart rate is an acceptable alternative if no pulse rate is available. If you have both please record the higher of the two readings.	Enter the pulse rate as a whole number in the range 0 to 180 beats per minute. <table><thead><tr><th>Pulse rate</th><th>Score</th></tr></thead><tbody><tr><td><= 40</td><td>3</td></tr><tr><td>41 - 50</td><td>1</td></tr><tr><td>51 - 90</td><td>0</td></tr><tr><td>91 - 110</td><td>1</td></tr><tr><td>111 - 130</td><td>2</td></tr><tr><td>>= 131</td><td>3</td></tr></tbody></table>	Pulse rate	Score	<= 40	3	41 - 50	1	51 - 90	0	91 - 110	1	111 - 130	2	>= 131	3	Greyed out if 3.1 has numeric value entered or if 'Score not available' checked. Please note 3.1a-3.1h must all be completed in order to generate a score. Look of answer option: __ __BPM Whole number. Must be a maximum of 3 digit number between 0-200 only.
Pulse rate	Score																	
<= 40	3																	
41 - 50	1																	
51 - 90	0																	
91 - 110	1																	
111 - 130	2																	
>= 131	3																	
3.1g	What was the first recorded level of consciousness?	Alert, Voice, Pain, Unresponsive (AVPU) Score.	Choose if the patients consciousness elements: <table><thead><tr><th>Consciousness</th><th>Score</th></tr></thead><tbody><tr><td>Alert</td><td>0</td></tr><tr><td>Voice Pain Unresponsive Confusion</td><td>3</td></tr></tbody></table> <i>Note: Any or all non-alert conditions count as a single score of 3.</i>	Consciousness	Score	Alert	0	Voice Pain Unresponsive Confusion	3	Greyed out if 3.1 has numeric value entered or if 'Score not available' checked. Please note 3.1a-3.1h must all be completed in order to generate a score. Radio button <u>five</u> options, select all that apply: <ul style="list-style-type: none">• Alert• Voice• Pain• Unresponsive• Confusion								
Consciousness	Score																	
Alert	0																	
Voice Pain Unresponsive Confusion	3																	


NEWS2


Item no.	Question	Text under question	 Pop-up help note																																																																									
3.1h	What was the first recorded temperature?	Enter the patient’s temperature as a number rounded to one decimal place in the range 30.0 to 45.0 degrees Celsius.	<table><tr><th>Temperature</th><th>Score</th></tr><tr><td><= 35.0</td><td>3</td></tr><tr><td>35.1 - 36.0</td><td>1</td></tr><tr><td>36.1 - 38.0</td><td>0</td></tr><tr><td>38.1 - 39.0</td><td>1</td></tr><tr><td>>= 39.1</td><td>2</td></tr></table>	Temperature	Score	<= 35.0	3	35.1 - 36.0	1	36.1 - 38.0	0	38.1 - 39.0	1	>= 39.1	2	<p>Greyed out if 3.1 has numeric value entered or if ‘Score not available’ checked.</p> <p>Please note 3.1a-3.1h must all be completed in order to generate a score.</p> <p>Look of answer option: ---(°C)</p>																																																												
Temperature	Score																																																																											
<= 35.0	3																																																																											
35.1 - 36.0	1																																																																											
36.1 - 38.0	0																																																																											
38.1 - 39.0	1																																																																											
>= 39.1	2																																																																											
3.2	NEWS2 overall total		<p>This number is derived from the answers given to each element of the 'NEWS2' scoring system:</p> <table><tr><th>Physiological parameter</th><th>3</th><th>2</th><th>1</th><th>Score 0</th><th>1</th><th>2</th><th>3</th></tr><tr><td>Respiration rate (per minute)</td><td>≤8</td><td></td><td>9–11</td><td>12–20</td><td></td><td>21–24</td><td>≥25</td></tr><tr><td>SpO₂ Scale 1 (%)</td><td>≤91</td><td>92–93</td><td>94–95</td><td>≥96</td><td></td><td></td><td></td></tr><tr><td>SpO₂ Scale 2 (%)</td><td>≤83</td><td>84–85</td><td>86–87</td><td>88–92 ≥93 on air</td><td>93–94 on oxygen</td><td>95–96 on oxygen</td><td>≥97 on oxygen</td></tr><tr><td>Air or oxygen?</td><td></td><td>Oxygen</td><td></td><td>Air</td><td></td><td></td><td></td></tr><tr><td>Systolic blood pressure (mmHg)</td><td>≤90</td><td>91–100</td><td>101–110</td><td>111–219</td><td></td><td></td><td>≥220</td></tr><tr><td>Pulse (per minute)</td><td>≤40</td><td></td><td>41–50</td><td>51–90</td><td>91–110</td><td>111–130</td><td>≥131</td></tr><tr><td>Consciousness</td><td></td><td></td><td></td><td>Alert</td><td></td><td></td><td>CVPU</td></tr><tr><td>Temperature (°C)</td><td>≤35.0</td><td></td><td>35.1–36.0</td><td>36.1–38.0</td><td>38.1–39.0</td><td>≥39.1</td><td></td></tr></table>	Physiological parameter	3	2	1	Score 0	1	2	3	Respiration rate (per minute)	≤8		9–11	12–20		21–24	≥25	SpO ₂ Scale 1 (%)	≤91	92–93	94–95	≥96				SpO ₂ Scale 2 (%)	≤83	84–85	86–87	88–92 ≥93 on air	93–94 on oxygen	95–96 on oxygen	≥97 on oxygen	Air or oxygen?		Oxygen		Air				Systolic blood pressure (mmHg)	≤90	91–100	101–110	111–219			≥220	Pulse (per minute)	≤40		41–50	51–90	91–110	111–130	≥131	Consciousness				Alert			CVPU	Temperature (°C)	≤35.0		35.1–36.0	36.1–38.0	38.1–39.0	≥39.1		<p>Greyed out if 3.1 has numeric value entered or if ‘Score not available’ checked.</p> <p>Please note 3.1a-3.1h must all be completed in order to generate a score.</p> <p>Updated after saving</p>
Physiological parameter	3	2	1	Score 0	1	2	3																																																																					
Respiration rate (per minute)	≤8		9–11	12–20		21–24	≥25																																																																					
SpO ₂ Scale 1 (%)	≤91	92–93	94–95	≥96																																																																								
SpO ₂ Scale 2 (%)	≤83	84–85	86–87	88–92 ≥93 on air	93–94 on oxygen	95–96 on oxygen	≥97 on oxygen																																																																					
Air or oxygen?		Oxygen		Air																																																																								
Systolic blood pressure (mmHg)	≤90	91–100	101–110	111–219			≥220																																																																					
Pulse (per minute)	≤40		41–50	51–90	91–110	111–130	≥131																																																																					
Consciousness				Alert			CVPU																																																																					
Temperature (°C)	≤35.0		35.1–36.0	36.1–38.0	38.1–39.0	≥39.1																																																																						


Admission				
Item No.	Question	Text under question	 Pop-up help note	Validation
4	Admission	We measure both arrival and admission times as there is usually a delay between the two for those patients who need to stay in hospital.		
4.1	Date and time of admission	Please record the date and time as noted on the initial admission clerking record, in the ED, MAU or other admission ward. You may use the nursing record or time of initial observations if you are unable to find a time on the medical clerking sheet.		Warning flag to be added if admission date/time is more than 24 hours after arrival.
4.1a	Date of admission to hospital	dd/mm/yyyy		Look of answer option: __/__/____ Warning flag to be added if admission date/time is more than 24 hours after arrival.
4.1b	Time of admission to hospital	24hr clock 00 : 00		Look of answer option: __:____ Warning flag to be added if admission date/time is more than 24 hours after arrival.


Review				
Item No.	Question	Text under question	 Pop-up help note	Validation
5	Respiratory specialist review		This measures whether a respiratory specialist has reviewed the patient within 24 hours of admission. This is also a Best Practice Tariff item.	
5.1	Was the patient reviewed by a member of the respiratory team during their admission?		<p>Respiratory team members may be defined locally to include respiratory health professionals deemed competent at seeing and managing patients with acute exacerbation of COPD.</p> <p>These staff members might include: a respiratory consultant, a respiratory trainee of ST3 or above, a respiratory specialist nurse or physiotherapist, specialist COPD pharmacist, COPD nurse or physiotherapist.</p>	<p>Radio buttons <u>two</u> options:</p> <ul style="list-style-type: none"> No Yes <p>Can select <u>one</u> option only</p>
5.1a	Date of first review by a member of the respiratory team	dd/mm/yyyy		<p>Greyed out if previous question was 'no'.</p> <p>Look of answer option: __/__/__</p> <p>Must be the same as or after date and time of arrival but on or prior to discharge/death.</p>
5.1b	Time of first review by a member of the respiratory team	24hr clock 00 : 00		<p>Greyed out if previous question was 'no'.</p> <p>Look of answer option: __:__</p>


Review				
Item No.	Question	Text under question	 Pop-up help note	Validation
				Must be the same as or after date and time of arrival but on or prior to discharge/death.


Oxygen				
Item No.	Question	Text under question	 Pop-up help note	Validation
6	Oxygen		This question assesses the adequacy of oxygen therapy. <i>It aligns with NICE QS10, statement 3 and statement 6, 2023 and the BTS Emergency oxygen guideline.</i>	
6.1	Was oxygen administered to the patient at any point during this admission?			Radio buttons <u>two</u> options: <ul style="list-style-type: none"> No Yes Can select <u>one</u> option only
6.2	Did the patient have a target oxygen saturation range set?	All patients should have a target oxygen range stipulated.		Radio buttons <u>two</u> options: <ul style="list-style-type: none"> No Yes Can select <u>one</u> option only
6.2a	If yes, what was the target oxygen saturation range?			Radio buttons <u>four</u> options: <ul style="list-style-type: none"> 88-92% 94-98% Target range not stipulated Other target range stipulated – Allows free text (50 characters limit) Can select <u>one</u> option only
6.2b	If 'Other', please specify:			Look of answer option: Allows free text (50 characters limit)
6.3	Was oxygen prescribed for the patient at		Patients likely to require oxygen at any point during their admission should have it formally prescribed. This is to ensure that all patients admitted with an acute	Radio buttons <u>two</u> options: <ul style="list-style-type: none"> No Yes Can select <u>one</u> option only


Oxygen				
Item No.	Question	Text under question	 Pop-up help note	Validation
	any point during their admission?		exacerbation of COPD have a prescription of oxygen available to them at all times during their in-patient stay and includes patients who do not use the prescription. NRAP advocates a prescription being written for ALL patients hospitalized with COPD exacerbation.	
6.3a	If yes, was oxygen prescribed to a stipulated target range?			<p>This question is greyed out if 'No' selected for 6.3</p> <p>Radio buttons <u>four</u> options:</p> <ul style="list-style-type: none"> • 88-92% • 94-98% • Target range not stipulated • Other target range stipulated – Allows free text (100 characters limit) <p>Can select <u>one</u> option only</p>
6.3b	If 'Other' - please specify:			<p>Look of answer option:</p> <p>Allows free text (50 characters limit)</p>
6.3c	If yes, was the correct target oxygen saturation range prescribed for the patient?			<p>Radio buttons <u>two</u> options:</p> <ul style="list-style-type: none"> • No • Yes <p>Can select <u>one</u> option only</p>


NIV				
Item No.	Question	Text under question	 Pop-up help note	Validation
7	NIV		This question allows us to determine the number of patients who receive NIV acutely during their exacerbation and how rapidly they are treated. <i>This aligns with NICE QS10, statement 7, 2023, BTS NIV quality standard and the NCEPOD NIV report.</i>	
7.1	Was an arterial blood gas measurement taken?			Radio buttons <u>two</u> options: <ul style="list-style-type: none"> • No • Yes Can select <u>one</u> option only
7.1a	Date of 1 st arterial blood gas	dd/mm/yyyy		Look of answer option: __/__/____ Must be the same as or after date and time of arrival but on or prior to discharge/death.
7.1b	Time of 1 st arterial blood gas	24hr clock 00 : 00		Look of answer option: __:____ Must be the same as or after date and time of arrival but on or prior to discharge/death.
7.2	Did the patient receive a diagnosis of persistent acidotic hypercapnic ventilatory failure according to their blood gases at any point during admission?	Acidotic hypercapnic ventilatory failure is defined as an arterial partial pressure of carbon dioxide (PaCO ₂) of >6.5 kPa (>50 mmHg) with blood pH <7.35. A diagnosis of persistent acidotic hypercapnic ventilatory failure means that it has not improved after one hour of optimal medical therapy.		Radio buttons <u>two</u> options: <ul style="list-style-type: none"> • No • Yes Can select <u>one</u> option only


NIV				
Item No.	Question	Text under question	 Pop-up help note	Validation
7.2a	Date of arterial blood gas measurement demonstrating persistent acidotic hypercapnic ventilatory failure.	dd/mm/yyyy		Look of answer option: __/__/____ Must be the same as or after date and time of arrival but on or prior to discharge/death.
7.2b	Time of arterial blood gas measurement demonstrating persistent acidotic hypercapnic ventilatory failure	24hr clock 00 : 00		Look of answer option: __:____ Must be the same as or after date and time of arrival but on or prior to discharge/death.
7.3	Did the patient receive acute treatment with NIV?	Option of “NIV not clinically appropriate” should be selected for those patients in whom NIV was deemed clinically inappropriate as part of a shared decision making or advance care planning process.		Radio buttons <u>three</u> options: <ul style="list-style-type: none"> • No • Yes • NIV not clinically appropriate Can select <u>one</u> option only
7.3a	Date NIV first commenced	dd/mm/yyyy		Look of answer option: __/__/____ <input type="checkbox"/> Not recorded Can enter numeric value <u>OR</u> select ‘Not recorded’ NIV values allowed only on or post arrival and on or prior to discharge/death.


NIV				
Item No.	Question	Text under question	 Pop-up help note	Validation
7.3b	Time NIV first commenced	24hr clock 00 : 00		Look of answer option: __: __ <input type="checkbox"/> Not recorded Can enter numeric value <u>OR</u> select 'Not recorded' NIV values allowed only on or post arrival.
7.3c	Where was NIV commenced?			Radio buttons eight options: <ul style="list-style-type: none"> • Emergency department • Acute medical unit • Respiratory support unit • ICU • High dependency unit • Respiratory ward • General ward • Other Can select <u>one</u> option only


Spirometry				
Item No.	Question	Text under question	 Pop-up help note	Validation
8	Spirometric evidence of COPD		This question allows us to determine whether the patient actually has airflow obstruction. <i>The question aligns with NICE QS10, statement 1, 2023.</i>	
8.1	Was the patient previously known to have COPD prior to this admission?			Radio buttons <u>two</u> options: <ul style="list-style-type: none"> • Yes • No Can select <u>one</u> option only
8.1a	If yes, was this previous COPD diagnosis confirmed by obstructive spirometry?	COPD diagnosis is confirmed by post-bronchodilator spirometry demonstrating airflow obstruction as defined as: <ul style="list-style-type: none"> • FEV1/FVC ratio <0.7 or • in accordance with z (SR) values and LLN for FEV1/FVC ratio. 		This question is greyed out if 'Not recorded' is selected for 8.1 Radio buttons <u>three</u> options: <ul style="list-style-type: none"> • Yes • No • Result not accessible • Not known Can select <u>one</u> option only
8.2	What was the patient's most recently recorded FEV1 % predicted?	Please enter a percentage between 15 and 125.		Look of answer option: ____% <input type="checkbox"/> Not recorded Can enter numeric value <u>OR</u> select 'Not recorded' Numeric option must be a: <ul style="list-style-type: none"> • percentage • maximum of 3 digits to 1 decimal place (values more than 1 decimal place will round up or down) • number between 15 and 125.


Spirometry				
Item No.	Question	Text under question	 Pop-up help note	Validation
8.2a	Date of last recorded FEV1 % predicted	Please enter the date of the last recorded FEV1 % predicted. dd/mm/yyyy		This question is greyed out if 'Not recorded' is selected for 8.2 Look of answer option: __/__/____ <input type="checkbox"/> Not recorded Can enter numeric value <u>OR</u> select 'Not recorded' Spirometry values must be on or after patient's 35 th birthday.
8.3	What was the patient's most recently recorded FEV1/FVC ratio?	Please enter a value between 0.20 and 0.95.	FEV1/FVC ratio can be calculated by dividing the FEV1 by the FVC. If you only have the ratio recorded as a percentage, please divide this figure by 100 to convert it to a decimal.	Look of answer option: .____ <input type="checkbox"/> Not recorded Can enter numeric value <u>OR</u> select 'Not recorded' Numeric option must be a: <ul style="list-style-type: none"> • maximum of 1 digit to 2 decimal places, between 0.20 and 0.95 (values more than 2 decimal place will round up or down)
8.3a	Date of last recorded FEV1/FVC ratio	Please enter the date of the last recorded FEV1/FVC ratio. dd/mm/yyyy		This question is greyed out if 'Not recorded' is selected for 8.3 Look of answer option: __/__/____ <input type="checkbox"/> Not recorded

Spirometry				
Item No.	Question	Text under question	 Pop-up help note	Validation
				<p>Can enter numeric value <u>OR</u> select 'Not recorded'</p> <p>Spirometry values must be on or after patient's 35th birthday.</p>
8.4	Where was the patient's most recent spirometry performed?			<p>This question is greyed out if 'Not recorded' is selected for both 8.2 AND 8.3</p> <ul style="list-style-type: none"> • Secondary care • Primary care or community • Not known <p>Can only choose one answer</p>

Discharge				
Item No.	Question	Text under question	 Pop-up help note	Validation
9	Discharge			
9.1	Was the patient alive at discharge from your hospital?			Radio buttons <u>two</u> options: <ul style="list-style-type: none"> • Alive • Died as inpatient Can select <u>one</u> option only
9.2	Date of discharge/death	Please enter the date of discharge/death. dd/mm/yyyy	<p>The date of discharge is to be found usually at the end of the admission record, or on the discharge summary.</p> <p>If the patient is discharged onto another hospital, an early discharge scheme, hospital at home or community COPD scheme, please give the date of discharge from your hospital and not the scheme. If the patient self-discharged, use date of self-discharge.</p>	Look of answer option: __/__/____ Cannot be earlier than arrival date. Must be within 120 days of arrival date.
9.3	Did the patient self-discharge?			This question is greyed out if 'Died as inpatient' is selected for 9.1. Radio buttons two options: <ul style="list-style-type: none"> • Yes • No
9.4	Which of the following specific elements of the discharge bundle were undertaken as part of the patient's discharge?	The mandatory elements of a discharge bundle are linked to the evidence-based items listed within the best practice tariff guidance (BPT). If any of the good practice discharge bundle elements have not been completed please select no/not done	<p>This question aligns with NICE QS10, statement 8, 2023 and the BTS Intermediate Care guidance. This is also a Best Practice Tariff (BPT) item.</p> <p>The BPT is structured way of improving discharge processes and care leading to improved patient outcomes. Based on</p>	This question is greyed out if 'Died as inpatient' is selected for 9.1 Bold text should be headers with the checkboxes underneath each header.

Discharge				
Item No.	Question	Text under question	 Pop-up help note	Validation
			<p>evidence based clinical interventions or actions.</p> <p>A discharge bundle should include:</p> <ul style="list-style-type: none"> - Review of medication, specifically review and optimisation of inhaler technique and choice, and understanding of medication use. - Provision of a co-produced written or digital self-management plan and where appropriate an emergency drug pack. - Evidence based tobacco dependence advice and treatment with offer of onward referral as appropriate. - Assessment for suitability for referral to pulmonary rehabilitation and referral if appropriate. - Ensuring appropriate follow up arrangements are in place prior to discharge. 	
	Inhaler technique and medication review	All three review options can and should be selected for the discharge bundle element to be completed.		<p>Check boxes, four options:</p> <ul style="list-style-type: none"> - Inhaled therapy reviewed and optimised - Inhaler technique checked - Medication use and understanding reviewed - No elements completed <p>Can select all three review options or no elements.</p>

Discharge				
Item No.	Question	Text under question	 Pop-up help note	Validation
	Self-management plan	A self management plan should be reviewed, agreed and provided. In some cases this may be more appropriately done in the community on discharge in which case the patient may be referred to a community or integrated respiratory team for this plan.		Check box, two options: <ul style="list-style-type: none"> - A written or digital self-management plan agreed and provided or reviewed - Not done Can only select one option
	Emergency drug pack	Patients should be considered for discharge with an emergency drug pack, if clinically appropriate, or referred to a community or integrated respiratory team for this to be done on discharge.		Check boxes, three options: <ul style="list-style-type: none"> - Yes, emergency drug pack provided - No, emergency drug pack not provided as not appropriate - Not done Can only select one option
	Tobacco dependency treatment and support on discharge	Patients who are current smokers must be offered both NRT and/or other pharmacotherapy AND behavioural support as part of the discharge bundle.		Validation: this option is enabled for current tobacco smokers only - question 2.7a='Current' Check boxes, three options: <ul style="list-style-type: none"> - Offered NRT and/or other pharmacotherapy on discharge - Offered onward referral for behavioural support on discharge - No elements completed Can/should select both
	Pulmonary rehabilitation	Patients should be assessed for suitability and referred for PR, if appropriate, as part of the discharge bundle.		Check boxes, four options: <ul style="list-style-type: none"> - Assessed and referred for PR

Discharge				
Item No.	Question	Text under question	 Pop-up help note	Validation
				<ul style="list-style-type: none"> - Assessed and patient declined referral for PR - Assessed and not suitable for referral for PR - No elements completed Can only select one option
	Follow up requests	A follow up should be requested as part of the discharge bundle; this should ideally be done within 72 hours.		Check boxes, two options: <ul style="list-style-type: none"> - Follow up has been requested which should occur within 72 hours of discharge by person or by phone. - Not done Can only select one option
9.5	What was the patient's discharge plan?	COPD community service can include any community or integrated service that provides COPD follow up e.g. a COPD supported discharge. This does not include primary care services such as routine practice nurse or GP COPD appointments.	Recommendations Chronic obstructive pulmonary disease in over 16s: diagnosis and management Guidance NICE NHS England » Guidance note: virtual ward care for people with acute respiratory infection including chronic obstructive pulmonary disease	This question is greyed out if 'Died as inpatient' is selected for 9.1. Can choose more than one option <ul style="list-style-type: none"> • Hospital at home • Virtual ward • COPD community service • COPD secondary care clinic • Patient declined • None • Other